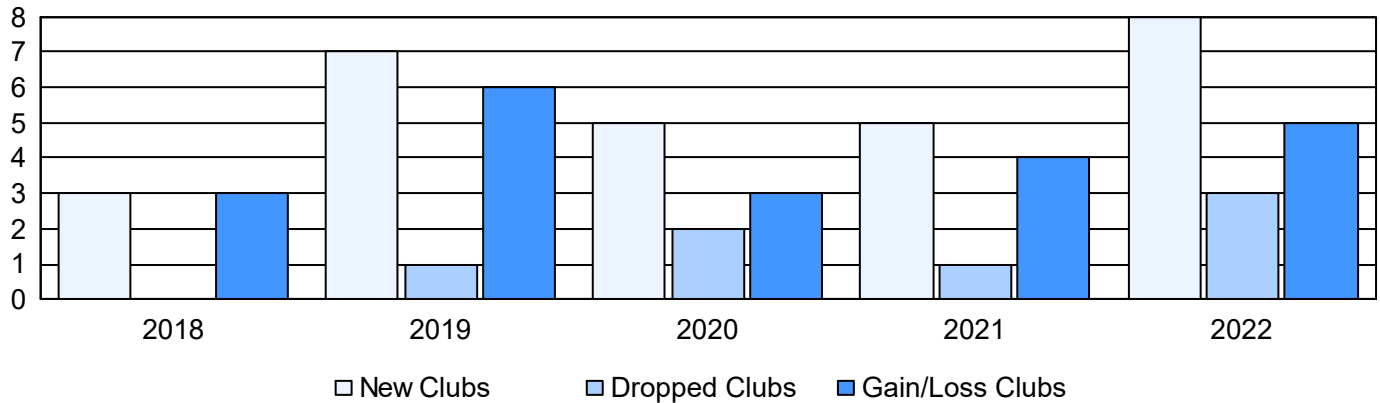
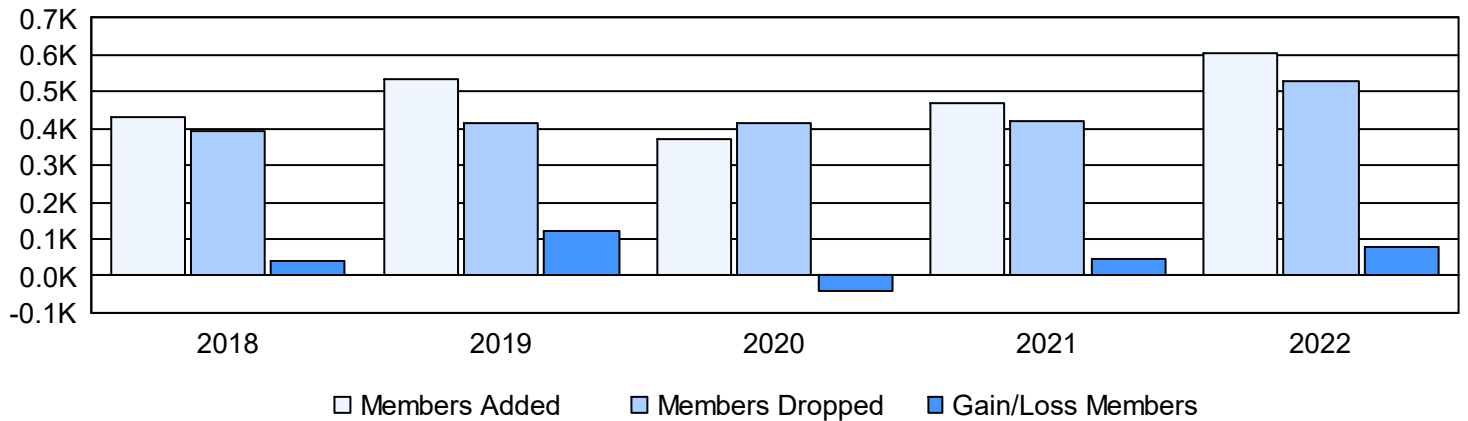


Year	New Clubs	Dropped Clubs	Gain/ Loss Clubs	New Members	Charter Members	Reinstate Members	Transfer Members	Total Member Added	Total Members Dropped	Gain/ Loss Members
2017-2018	3	0	3	301	91	15	23	430	392	38
2018-2019	7	1	6	328	186	10	10	534	413	121
2019-2020	5	2	3	235	97	13	28	373	414	-41
2020-2021	5	1	4	317	112	19	20	468	420	48
2021-2022	8	3	5	342	227	11	23	603	527	76
Average	6	1	4	305	143	14	21	482	433	48

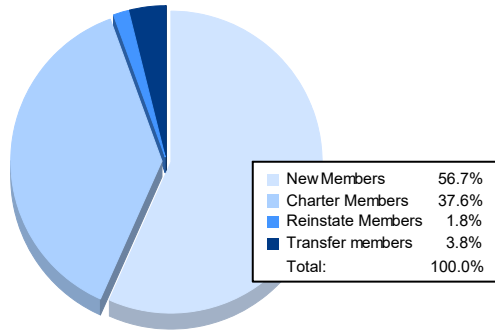
Clubs



Members



Membership Composition June 2022 Cumulative



Gender Composition June 2022 Cumulative

